


London Borough of Barnet

St Catherine's RC School

 Gold accredited

2018 St Catherine's School Travel Plan

01/09/2016 - 01/09/2018

School information

Current Level

Gold accredited

Awarded

September 2016

Valid until

August 2019

Basic information

Opening hours

07:00 - 18:15

Student school hours

08:50 - 15:20

Breakfast club opening hours

07:50 - 08:50

Extended school visiting time

18:15

Number of staff

81

Site crossing points

0 crossings

Site crossing patrol

No

Joint access

Unknown

Travel and planning

Bus routes

St Catherine's is well serviced by bus routes from New Barnet, East Barnet, Whetstone and Finchley. The 326 travelling to High Barnet and towards Brent Cross both go down Mays Lane near an access to the school playground. Other buses travel up and down the High Road for example 307, 263, 234, 34.

Bus stop procedure

Unknown

Catchment area

St Catherine's attracts families from within a 1 mile radius.

Expansion plans

Unknown

Engineering measures

School is located on a residential road we have school keep clear markings and guard railing outside of the school. We have school signage. We have controlled parking outside the school.

Other travel information

The School is situated between two very busy main roads, Mays Lane and the A1000. St Catherine's is on a large site on Vale Drive, a residential road that also houses a large NHS clinic. St Catherine's has been extended over the years and the school occupies a large site that is spread over three levels. We have a separate nursery building and a self contained foundation stage playground. As well as a self contained classroom is the playground. There is a large playground and a large field for use for children from Reception to Year 6. We also have a large multi use games area and a separate playground for Nursery and Reception children. We are currently 2 form entry school with a bulge class in Year 5. The school is located in Vale Drive, next to the Health Clinic. Although it is not a main road, the road is quite busy, with cars using it as a cut through up Barnet Hill, as well as the constant flow of patients to the clinic. The children mainly enter through two gates that open directly onto the playground. One reached from Vale Drive and the other that leads down from Barnet Hill. The children can also enter through the front entrance.

Rules relating to school travel

Unknown

Notes about travel in the area

Unknown

Cycle routes

Unknown

Facilities and parking

Covered sheffield stand

10 spaces

Sheffield stand

Unknown

Cycle racks

Unknown

Other cycle parking

Unknown

Scooter parking

30 spaces

Access to car park

Is located on Mayes Lane. It is secure car park.

Helmet lockers

0 lockers

Student storage lockers

0 lockers

Staff storage lockers

36 lockers

Staff shower facilities

No

Number of entrances

3 entrances

Local speed limit

20 mph

Motorcycle parking

1 spaces

Staff parking

18 spaces

Staff car share parking

0 spaces

Disabled parking

0 spaces

Visitor parking

0 spaces

Coach parking

No

Edubase data

Address

Vale Drive
Barnet
Hertfordshire
EN5 2ED

2084404946

[Go to website](#)

Phase of education

Primary

School type

Voluntary Aided School

Gender

Mixed

Age range

3 - 11

Number of pupils

487

DfE Number

302/3504

URN

101333

Status

Open

Targets

✓ Achieved

Cycle

Description

Planned date

% or No.: Percentage; Current 2.00; Target 5.00.

01/05/2017

Car (including motor cycle)

Description

% or No.: Percentage; Current 25.00; Target 20.00.

Planned date

01/05/2017

Non Modal

Description

% or No.: Percentage; Current 3.00; Target 0.00. T2. To encourage and/or make provision for cycle training to take place at school with the intention that at least 50% of pupils will receive cycle training by March 2017.

Planned date

30/04/2017

Pupil- Walking

Description

current walking figure is 42% will look to increase to 45% more walking events

Planned date

06/04/2017

Closed date

06/04/2018

Staff- Car

Description

current car use is 51% will attempt to decrease by 48%

Planned date

05/04/2017

Closed date

06/04/2018

Pupil- car

Description

car use currently 27% will look to decrease to 25% by introducing car free days and more walking activities

Planned date

05/04/2017

Closed date

06/04/2018

 In progress

Staff - walking

Description

Planned date

currently 34% will look to increase to 36% introducing car free days for staff 01/03/2018

Closed date

01/03/2019

Pupil- Car

Description

car is currently at 28% will look to decrease this to 25% more walk to school days

Planned date

01/03/2018

Pupil- walking

Description

currently at 42% would like to increase to 45%

Planned date

01/03/2018

Closed date

01/03/2019

Issues

✓ Resolved

Road Safety

Description

Subtitle: Council request – walking bus/crossings. How Identified: Previous request. Details: Desire for official Walking Bus scheme from parents, however lack of safe crossings along all routes makes this unviable at the moment.

Identified date

24/05/2016

Closed date

27/03/2017

Actions

TBC

Parking

Description

Subtitle: Council request – inappropriate parking. How Identified: Previous request. Details: Parking on school keep clear markings, yellow lines, corners of roads and on pavements.

Identified date

24/05/2016

Closed date

04/04/2017

Actions

Parking Cameras have been put up on the street to take photos of cars parked on (School keep clear Markings) zig-zags during the times cars are not meant to.

Survey Groups

All Pupils 2017/18

Participants	Date	Responses	Response rate
Pupils	06/02/2018	376	94%

Active travel (50%/70%)

Walking (42%/26%)

Scooting (6%/13%)

Buggy (0%/2%)

Cycling (2%/29%)

Public transport (6%/8%)

Rail/Overground
(0%/0%)

Tube (1%/2%)

DLR (0%/0%)

Tram (0%/0%)

Public bus (5%/3%)

School bus/Taxi
(0%/2%)

River (0%/1%)

Car (44%/22%)

Car/Motorcycle
(28%/9%)

Car share (5%/6%)

Park and stride
(11%/7%)

Staff 17/18

Participants	Date	Responses	Response rate
Staff	06/02/2018	53	66%

Active travel (36%/60%)

Walking (34%/53%)

Scooting (0%/0%)

Buggy (0%/0%)

Cycling (2%/8%)

Public transport (9%/4%)

Rail/Overground
(0%/0%)

Tube (2%/0%)

DLR (0%/0%)

Tram (0%/0%)

Public bus (8%/4%)

School bus/Taxi
(0%/0%)

River (0%/0%)

Car (55%/36%)

Car/Motorcycle
(42%/26%)

Car share (6%/2%)

Park and stride
(8%/8%)

Whole School 2016/17

Participants	Date	Responses	Response rate
Pupils & staff	05/04/2017	535	97%

Active travel (49%/72%)

Walking (41%/37%)

Scooting (8%/13%)

Buggy (0%/1%)

Cycling (0%/21%)

Public transport (5%/4%)

Rail/Overground (0%/0%)

Tube (1%/0%)

DLR (0%/0%)

Tram (0%/0%)

Public bus (4%/3%)

School bus/Taxi (0%/0%)

River (0%/0%)

Car (47%/24%)

Car/Motorcycle (30%/17%)

Car share (4%/3%)

Park and stride (13%/4%)

2015/2016 Survey

Participants	Date	Responses	Response rate
Pupils & staff	20/05/2016	533	106%

Active travel (52%/71%)

Mode	Current (%)	Target (%)
Walking	46%	32%
Scooting	4%	9%
Buggy	0%	3%
Cycling	2%	27%

Walking (46%/32%)

Scooting (4%/9%)

Buggy (0%/3%)

Cycling (2%/27%)

Public transport (9%/12%)

Mode	Current (%)	Target (%)
Rail/Overground	0%	1%
Tube	2%	1%
DLR	0%	1%
Tram	0%	0%
Public bus	7%	7%
School bus/Taxi	0%	2%
River	0%	0%

Rail/Overground (0%/1%)

Tube (2%/1%)

DLR (0%/1%)

Tram (0%/0%)

Public bus (7%/7%)

School bus/Taxi (0%/2%)

River (0%/0%)

Car (39%/17%)

Mode	Current (%)	Target (%)
Car/Motorcycle	25%	11%
Car share	3%	2%
Park and stride	12%	4%

Car/Motorcycle (25%/11%)


Car share (3%/2%)

Park and stride (12%/4%)

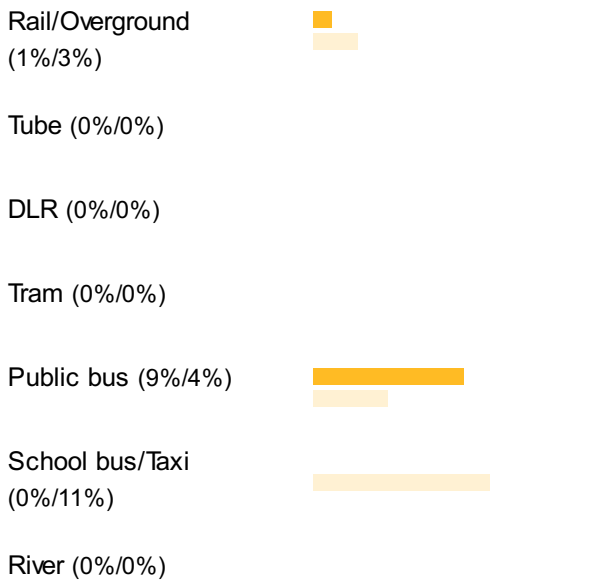
2014/2015 Survey

Participants	Date	Responses	Response rate
Pupils & staff	20/08/2015	386	50%

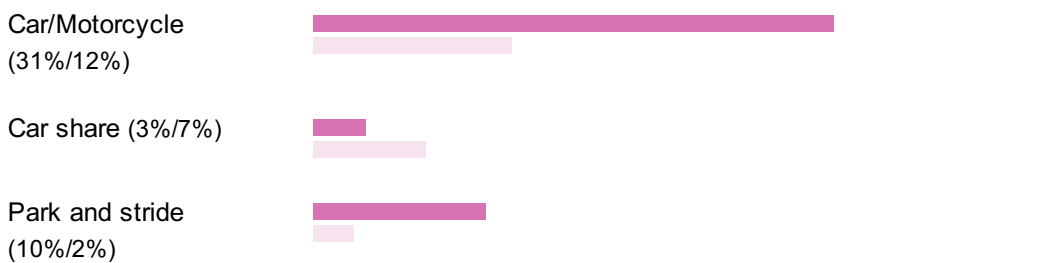
Active travel (45%/61%)



Public transport (10%/18%)



Car (45%/21%)



2013/2014 Survey

Participants	Date	Responses	Response rate
Pupils & staff	20/08/2014	471	51%

Active travel (40%/45%)

Walking (35%/23%)

Scooting (0%/0%)

Buggy (0%/0%)

Cycling (5%/23%)

Public transport (12%/33%)

Rail/Overground
(1%/6%)

Tube (0%/0%)

DLR (0%/0%)

Tram (0%/0%)

Public bus (11%/11%)

School bus/Taxi
(0%/16%)

River (0%/0%)

Car (48%/22%)

Car/Motorcycle
(38%/13%)

Car share (2%/6%)

Park and stride
(7%/3%)

2012/2013 Survey

Participants	Date	Responses	Response rate
Pupils & staff	20/08/2013	502	52%

Active travel (42%/51%)

Walking (40%/28%)

Scooting (0%/0%)

Buggy (0%/0%)

Cycling (2%/23%)

Public transport (5%/18%)

Rail/Overground
(1%/3%)

Tube (0%/0%)

DLR (0%/0%)

Tram (0%/0%)

Public bus (4%/4%)

School bus/Taxi
(0%/10%)

River (0%/0%)

Car (53%/31%)

Car/Motorcycle
(42%/18%)

Car share (4%/8%)

Park and stride
(7%/4%)

2011/2012 Survey

Participants	Date	Responses	Response rate
Pupils & staff	20/08/2012	185	51%

Active travel (39%/49%)

Walking (39%/24%)

Scooting (0%/0%)

Buggy (0%/0%)

Cycling (0%/25%)

Public transport (9%/27%)

Rail/Overground
(1%/4%)

Tube (0%/0%)

DLR (0%/0%)

Tram (0%/0%)

Public bus (8%/8%)

School bus/Taxi
(1%/15%)

River (0%/0%)

Car (51%/24%)

Car/Motorcycle
(46%/18%)

Car share (0%/4%)

Park and stride
(5%/2%)

2009/2010 Survey

Participants	Date	Responses	Response rate
Puplis	20/08/2010	367	52%

Active travel (36%/60%)

Walking (36%/16%)

Scooting (0%/0%)

Buggy (0%/0%)

Cycling (0%/44%)

Public transport (6%/5%)

Rail/Overground
(0%/4%)

Tube (0%/0%)

DLR (0%/0%)

Tram (0%/0%)

Public bus (5%/1%)

School bus/Taxi
(0%/0%)

River (0%/0%)

Car (58%/35%)

Car/Motorcycle
(39%/18%)

Car share (3%/13%)

Park and stride
(16%/4%)

2008/2009 Survey

Participants	Date	Responses	Response rate
Puplis	20/08/2009	292	55%

Active travel (37%/70%)

Walking (37%/41%)

Scooting (0%/0%)

Buggy (0%/0%)

Cycling (0%/29%)

Public transport (3%/9%)

Rail/Overground
(0%/6%)

Tube (0%/0%)

DLR (0%/0%)

Tram (0%/0%)

Public bus (3%/3%)

School bus/Taxi
(0%/0%)

River (0%/0%)

Car (59%/21%)

Car/Motorcycle
(42%/6%)

Car share (1%/3%)

Park and stride
(16%/12%)

2007/2008 Survey

Participants	Date	Responses	Response rate
Puplis	20/08/2008	311	56%

Active travel (42%/63%)

Walking (41%/31%)

Scooting (0%/0%)

Buggy (0%/0%)

Cycling (0%/32%)

Public transport (4%/14%)

Rail/Overground
(0%/4%)

Tube (0%/0%)

DLR (0%/0%)

Tram (0%/0%)

Public bus (4%/10%)

School bus/Taxi
(0%/0%)

River (0%/0%)

Car (54%/22%)

Car/Motorcycle
(36%/8%)

Car share (5%/7%)

Park and stride
(13%/7%)

2006/2007 Survey

Participants	Date	Responses	Response rate
Puplis	20/08/2007	280	53%

Active travel (35%/51%)

Walking (35%/18%)

Scooting (0%/0%)

Buggy (0%/0%)

Cycling (0%/34%)

Public transport (6%/23%)

Rail/Overground
(1%/8%)

Tube (0%/0%)

DLR (0%/0%)

Tram (0%/0%)

Public bus (4%/14%)

School bus/Taxi
(0%/0%)

River (0%/0%)

Car (59%/26%)

Car/Motorcycle
(55%/15%)

Car share (1%/7%)

Park and stride
(3%/4%)

2005/2006 Survey

Participants	Date	Responses	Response rate
Puplis	20/08/2006	298	55%

Active travel (33%/48%)

Walking (33%/33%)

Scooting (0%/0%)

Buggy (0%/0%)

Cycling (0%/15%)

Public transport (2%/18%)

Rail/Overground
(0%/6%)

Tube (0%/0%)

DLR (0%/0%)

Tram (0%/0%)

Public bus (2%/13%)

School bus/Taxi
(0%/0%)

River (0%/0%)

Car (65%/34%)

Car/Motorcycle
(61%/32%)

Car share (0%/0%)

Park and stride
(5%/1%)

Stories

Communicating with parents/carers

Our story

The school JTAs handed out flyers to parents to advise them not to leave their cars on whilst they are waiting to pick up their children.

Dates of activity

24/05/2018 - 24/05/2018

Number of participants

300

Anti-idling campaign

Our story

Connie from the school travel plan visited our school during the afternoon school run. They advised parents to switch their engines off whilst waiting in their cars. Leaving engines on contributes to air pollution which is harmful to health. The JTAs talked to parents about leaving the car at home, and walking, cycling or taking public transport instead. This is better for air quality and better for improved health and wellbeing.

Dates of activity

24/05/2018 - 24/05/2018

Number of participants

400

Pedestrian skills training

Our story

The year 5 classes learnt about Pedestrian skills

Dates of activity

24/04/2018 - 24/04/2018

Number of participants

90

Communicating with parents/carers

Our story

The year 5 classes learnt about Road Safety from a Travel Engagement Officer

Dates of activity

24/04/2018 - 24/04/2018

Number of participants

90

Independent travel training

Our story

The year 5 children had a road safety Travel Engagement Officer talk to them about independent travel.

Dates of activity

24/04/2018 - 24/04/2018

Number of participants

90

Road safety talks- Year 1

Our story

In Year 1 the Travel Engagement Officer, taught the children about the importance of holding hands when near or close to traffic. This was followed by an activity called 'Bright Gloves', with a song reinforcing the key message of the importance of holding hands.

Dates of activity

22/03/2018 - 22/03/2018

Number of participants

60

Other partnership activity-Year 3 Bikeability Leve

Our story

On Tuesday and Wednesday some children from Year 3 took part in the Level 1 Cycle Training. The sessions teach trainees to control and master a bike. The aims of the Level 1 course are to encourage and develop basic cycle control skills. In addition, giving the children confidence to use their bikes more often.

Dates of activity

21/03/2018 - 21/03/2018

Number of participants

28

Communicating with parents/carers-Considerate Park

Our story

In the newsletter we asked parents to park in a considerate way. At the Parent Partnership meeting this week concerns were expressed about the safety of the children and the parking in the area around the school at drop-off and pick-up times. We have a responsibility as a community to look after each other, so can we please ask you to park safely so that the children can all arrive and leave in safety.

Dates of activity

21/03/2018 - 21/03/2018

Number of participants

450

Bikeability training

Our story

On Tuesday and Wednesday some children from Year 3 took part in the Level 1 Cycle Training. The sessions teach trainees to control and master a bike. The aims of the Level 1 course are to encourage and develop basic cycle control skills. In addition, giving the children confidence to use their bikes more often.

Dates of activity

20/03/2018 - 21/03/2018

Number of participants

28

Staff involvement in active travel

Our story

All staff were asked to complete hands up survey and those that had any issues to discuss with School Travel Plan Champion these were there fed back to all staff and meeting arranged with borough officer to go through suggestions with head teacher also attending.

Dates of activity

20/03/2018 - 20/03/2018

Number of participants

50

Publicity within the local community-newsletter

Our story

In the newsletter we asked people to park in a responsible way. At the Parent Partnership meeting this week concerns were expressed about the safety of the children and the parking in the area around the school at drop-off and pick-up times. We have a responsibility as a community to look after each other, so can we please ask you to park safely so that the children can all arrive and leave in safety.

Dates of activity

16/03/2018 - 16/03/2018

Number of participants

450

Parking poster competition

Our story

The children were asked to make a poster to insure parents drive one way to make less traffic and the roads more safe outside school.

Dates of activity

16/03/2018 - 22/03/2018

Number of participants

450

Road safety talks- Nursery

Our story

In EYFS, the Trainer read a story about Teddy and his car journey. It highlighted the importance of wearing a seatbelt when travelling in a car.

Dates of activity

15/03/2018 - 15/03/2018

Number of participants

40

Road safety talks- Nursery

Our story

Last week the children from Nursery to Year 1 had an expert come into class teaching them about road safety. In EYFS, the Trainer read a story about Teddy and his car journey. It highlighted the importance of wearing a seatbelt when travelling in a car.

Dates of activity

15/03/2018 - 15/03/2018

Number of participants

40

Other partnership activity-year 1

Our story

In Year 1 the Travel Engagement Officer, taught the children about the importance of holding hands when near or close to traffic. This was followed by an activity called 'Bright Gloves', with a song reinforcing the key message of the importance of holding hands.

Dates of activity

15/03/2018 - 15/03/2018

Number of participants

60

Local community involvement-The Pollution Solution

Our story

On Wednesday, the Year 4 children watched and took part in **The Pollution Solution** show. During the show they learnt about our transport choices and how they affect our health and the environment. The show looks at three key areas: Global warming –The impact of traffic, air pollution and congestion in your local area. Why walking and cycling are almost always the best way to get around and how to do this safely.

Dates of activity

14/03/2018 - 14/03/2018

Number of participants

60

Other independent travel activity-

Our story

On Wednesday, the Year 4 children watched and took part in **The Pollution Solution** show. During the show they learnt about our transport choices and how they affect our health and the environment. The show looks at three key areas: Global warming –The impact of traffic, air pollution and congestion in your local area. Why walking and cycling are almost always the best way to get around and how to do this safely.

Dates of activity

14/03/2018 - 14/03/2018

Number of participants

60

Other smarter driving - Show

Our story

On Wednesday, the Year 4 children watched and took part in **The Pollution Solution** show. During the show they learnt about our transport choices and how they affect our health and the environment. The show looks at three key areas: Global warming –The impact of traffic, air pollution and congestion in your local area. Why walking and cycling are almost always the best way to get around and how to do this safely.

Dates of activity

14/03/2018 - 14/03/2018

Number of participants

60

Other cycling activity- Show

Our story

On Wednesday, the Year 4 children watched and took part in **The Pollution Solution** show. During the show they learnt about our transport choices and how they affect our health and the environment. The show looks at three key areas: Global warming –The impact of traffic, air pollution and congestion in your local area. Why walking and cycling are almost always the best way to get around and how to do this safely.

Dates of activity

14/03/2018 - 14/03/2018

Number of participants

60

Road safety talks-Reception

Our story

. In EYFS, the Trainer read a story about Teddy and his car journey. It highlighted the importance of wearing a seatbelt when travelling in a car.

Dates of activity

14/03/2018 - 14/03/2018

Number of participants

60

Other partnership activity- Reception

Our story

Last week the children from Nursery to Year 1 had an expert come into class teaching them about road safety. In EYFS, the Trainer read a story about Teddy and his car journey. It highlighted the importance of wearing a seatbelt when travelling in a car.

Dates of activity

14/03/2018 - 14/03/2018

Number of participants

60

Other walking activity

Our story

On Wednesday, the Year 4 children watched and took part in **The Pollution Solution** show. During the show they learnt about our transport choices and how they affect our health and the environment. The show looks at three key areas: Global warming –The impact of traffic, air pollution and congestion in your local area. Why walking and cycling are almost always the best way to get around and how to do this safely.

Dates of activity

14/03/2018 - 14/03/2018

Number of participants

60

Other public transport activity- show

Our story

On Wednesday, the Year 4 children watched and took part in **The Pollution Solution** show. During the show they learnt about our transport choices and how they affect our health and the environment. The show looks at three key areas: Global warming –The impact of traffic, air pollution and congestion in your local area. Why walking and cycling are almost always the best way to get around and how to do this safely.

Dates of activity

14/03/2018 - 14/03/2018

Number of participants

60

Air Quality competition

Our story

The Junior Travel Ambassadors (JTAs) took part in Barnets Air Quality Competition. The Children designed posters around air quality the poster had to include three air quality facts and also to promote walking, cycling or scooting to and from school.

The overall winner will win a prize and also be fetured in Barnet magazine (Barnet First) that is sent to all residents that live within the Borough. The entries will be judged by School Travel Plan Advisors and also communications team.

Dates of activity

02/03/2018 - 02/03/2018

Number of participants

12

Rail Saftey

Our story

We had people in from Network Rail teaching the children about how to be safe on the overground.

The children in Key Stage 2 learnt how to be safe on the overground. They learnt about what not to do on a platform and how they should behave on a

Dates of activity

26/02/2018 - 26/02/2018

Number of participants

350

train.

Rail Safety

Our story

People for network rail came in to teach the children about safety on the overground.

The children in Key Stage 2 learnt how to be safe on the overground. They learnt about what not to do on a platform and how they should behave on a train.

Dates of activity

26/02/2018 - 26/02/2018

Number of participants

350

Audits and research

Our story

All the staff completed a survey asking them how they travel to school and how they would prefer to travel to school.

They also wrote about issues they have with their journey to school

Dates of activity

12/02/2018 - 26/02/2018

Number of participants

80

Air Quality competition

Our story

The JTA made posters for the Air Quality competition- they had to promote ways of getting to school that are clean.

Dates of activity

01/02/2018 - 01/02/2018

Number of participants

3

Air Quality competition

Our story

The JTA made posters for the Air Quality competition- they had to promote ways of getting to school that are clean.

Dates of activity

01/02/2018 - 01/02/2018

Number of participants

3

road safety Year 2 lesson- Be Bright Be Seen.

Our story

The children in Year 2, were shown a PowerPoint about road safety. They were told to 'Stop, Look and Listen.'

Dates of activity

22/11/2017 - 22/11/2017

Number of participants

60

road safety Year 1 lesson- Be Bright Be Seen.

Our story

The children in Year 1, were shown a PowerPoint about road safety. They were told to 'Stop, Look and Listen.'

Dates of activity

22/11/2017 - 22/11/2017

Number of participants

60

Be Bright Be Seen

Our story

On Wednesday 22nd, we held a 'Be Bright, Be Seen Day,' to remind children of the importance of being seen and safe on the roads. All the children and teachers came to school wearing bright clothing on the day!

Dates of activity

22/11/2017 - 22/11/2017

Number of participants

450

Be Bright Be Seen

Our story

On Wednesday, we held a 'Be Bright, Be Seen Day,' to remind children of the importance of being seen and safe on the roads. The children and the teachers came to school wearing bright clothes.

Dates of activity

22/11/2017 - 22/11/2017

Number of participants

450

Nursery Road Safety

Our story

The children in nursery were introduced to road safety, by having road signs and a zebra crossing in their playground. The children learnt that when they are at a zebra crossing they have to look both ways and hold hands. They also learnt that if they were on a bike, they had to stop when someone was on the zebra crossing.

Dates of activity

09/11/2017 - 09/11/2017

Number of participants

24

Nursery Road Safety

Our story

The children in nursery were introduced to road safety, by having road signs and a zebra crossing in their playground. The children learnt that when they are at a zebra crossing they have to look both ways and hold hands. They also learnt that if they were on a bike, they had to stop when someone was on the zebra crossing.

Dates of activity

09/11/2017 - 09/11/2017

Number of participants

24

Parent/carer involvement-Parking

Our story

In our newsletter, we reminded parents about how to park safely and with respect to local residence, to help maintain traffic flow and to keep the children safe.

Dates of activity

03/11/2017 - 03/11/2017

Number of participants

500

Walking Bears

Our story

In our Nursery class we sent home the Walking Bear to the children each night. They then had to, with help from their parents, draw and write about how they get to school and what they see on their journey.

Dates of activity

01/11/2017 - 15/11/2017

Number of participants

30

Healthy Schools London

Our story

The school has been awarded the Gold Award in the Healthy Schools London in 2017

Dates of activity

20/10/2017 - 20/10/2017

Number of participants

500

Parent/carer involvement one way system

Our story

During a parent partnership meeting with the schools SLT, they talked about parents helping run the one way system on the road around the school.

Dates of activity

20/10/2017 - 20/10/2017

Number of participants

500

Senior management

Our story

During a parent partnership meeting with the schools Senior management, they talked about parents helping run the **one way system on the road around the school**.

Dates of activity

20/10/2017 - 20/10/2017

Number of participants

6

Year 4 Poster Lesson

Our story

The children in the class were asked to make a poster that explains key road safety messages they have learnt for the lessons.

Dates of activity

20/10/2017 - 20/10/2017

Number of participants

60

Road Safety Week

Our story

Both Year 2 classes had a visit from a road safety person, teaching them how to cross the road safely.

Dates of activity

19/10/2017 - 19/10/2017

Number of participants

60

Year 4

Our story

Both Year 4 classes had a visit from a road safety person, teaching them how to cross the road safely. The children went on the local roads to know where and how it is safe to cross.

Dates of activity

18/10/2017 - 27/10/2017

Number of participants

60

School travel noticeboard

Our story

The JTAs and me made the school travel plan noticeboard.

Dates of activity

18/10/2017 - 19/10/2017

Number of participants

4

Road safety talks Year 2

Our story

Year 2 had a person come in to teach them about road safety.

Dates of activity

18/10/2017 - 19/10/2017

Number of participants

60

School travel noticeboard and web page

Our story**Dates of activity**

We have a noticeboard that displays all the latest news about the STP. We also have a web page on our school website, that displays the latest news.

13/10/2017 - 13/10/2017

Number of participants

5

Pupil involvement

Our story

The new JTA have been given a task to organise an assembly to help promote be bright and be seen. They will also be running a parking poster competition.

Dates of activity

13/10/2017 - 13/10/2017

Number of participants

3

Junior Travel Ambassador (JTA) Scheme

Our story

Junior Travel Ambassadors

Sebbie Oliver and Leo have been selected to be Junior Travel Ambassadors (JTA) for this year. They will be working with Mr Kutner to help retain the Gold Award for the School Travel Plan. The JTAs will be responsible for promoting active travel, walking, cycling or scooting, and road safety. As part of the promotion they will be carrying out assemblies, conducting surveys and helping to run competitions.

Dates of activity

11/10/2017 - 11/10/2017

Number of participants

3

Bikeability training

Our story

The Year 6 children took part in Level 1 and 2 Bikeability training. They started off in the playground to learn about bike control, then they went on the roads.

Dates of activity

10/10/2017 - 13/10/2017

Number of participants

20

road safety reminder

Our story

In our newsletter that is given to all parents, we reminded them about how to park safely around school.

We told them that when dangerous parking it increasingly causes problems around our school, putting the safety of children and others at risk.

We gave them some tips on how to park safely around out school.

Dates of activity

29/09/2017 - 29/09/2017

Number of participants

500

Communicating with parents/carers

Our story

In our newsletter that is given to all parents, we reminded them about how to park safely around school.

We told them that when dangerous parking it increasingly causes problems around our school, putting the safety of children and others at risk.

We gave them some tips on how to park safely around out school.

Dates of activity

29/09/2017 - 29/09/2017

Number of participants

500

Brake's Giant Walk**Our story**

On Wednesday children from Year 1 to Year 6 took part in the Giant Walking Bus to encourage drivers to 'GO 20mph' around our school. In doing so, it helped pupils to understand and learn about the dangers on the road. It also promotes road safety to parents and drivers in the wider community to protect children, cyclists and pedestrians on our streets.

Dates of activity

19/07/2017 - 19/07/2017

Number of participants

450

Road safety talks**Our story**

The Year 3 Children had a talk from Sharada about how to keep safe on the road.

Dates of activity

14/07/2017 - 14/07/2017

Number of participants

60

Road safety talks**Our story**

On Wednesday the children in Reception and Year 1 had a visit from a Road Safety expert, who spoke to them about how to be safe when on the street. She taught them that they must always hold hands with an adult when near a road and when crossing it. The expert then told the children about what to do and what not to do when walking on the pavement and when waiting to cross a road. She then went on to explain to the children how wearing bright clothes when it is dark is a good way of being safe as people can see you more clearly.

Dates of activity

28/06/2017 - 28/06/2017

Number of participants

120

Scooter training**Our story**

The Year 1 children learnt how to ride a scooter safely. They did this in the playground, then went on the streets to practice their moves.

Dates of activity

17/05/2017 - 17/05/2017

Number of participants

45

Scooter training

Our story

The Year 1 children learnt how to ride a scooter today in the playground and on the streets.

Dates of activity

17/05/2017 - 17/05/2017

Number of participants

45

Walk to School Week

Our story

The staff met parents and their children at different areas around the local area. When the staff members met the children they were given a walk to school week badge. We told parents about the week, via our website, newsletter and via text message. This made the event very popular. Whilst the children walked to school they had to look out for a hidden teddy to get an extra prize.

Dates of activity

15/05/2017 - 19/05/2017

Number of participants

400

Anti-idling campaign

Our story

The JTA and people from the council in the morning went to talk to parents about idling in their cars. If they were caught doing it they we told about the health and wellbeing of pupils and that they should turn of their engines.

Dates of activity

03/05/2017 - 03/05/2017

Number of participants

400

Anti-idling campaign

Our story

The JTA and people from the council in the morning went to talk to parents about idling in their cars. If they were caught doing it they we told about the health and wellbeing of pupils and that they should turn of their engines.

Dates of activity

03/05/2017 - 03/05/2017

Number of participants

400

Communicating with parents/carers

Our story

The JTA and people from the council in the morning went to talk to parents about idling in their cars. If they were caught doing it they we told about the health and wellbeing of pupils and that they should turn of their engines.

Dates of activity

03/05/2017 - 03/05/2017

Number of participants

400

Year 4 Road safety

Our story

A expert came in to our three Year 4 classes and in groups took the children out into the local area to teach them road safety. Then the teachers taught a lesson on what they have learnt and then from this the children made posters.

Dates of activity

08/03/2017 - 22/03/2017

Number of participants

90

Other curriculum activity

Our story

Our story

A expert came in to our three Year 4 classes and in groups took the children out into the local area to teach them road safety. Then the teachers taught a lesson on what they have learnt and then from this the children made posters.

Dates of activity

08/03/2017 - 22/03/2017

Number of participants

90

Green Friday

Our story

Each Friday for the month of March, children are asked to earn 3 points by walking to school, or 2 points for getting public transport and 1 point for car share and park and stride. Each class has a score sheet where the teacher will add the points up. I will then work out which class has earn the most points in EYFS, KS1 and KS2. The winners will get a trophy for their class.

Dates of activity

03/03/2017 - 31/03/2017

Number of participants

400

Walking Bears

Our story

We ordered the walking bears nursery resource. Children will take a sheet home to complete. They will illustrate their journey home from school by sticking something into the book, drawing, writing or attaching a photo.

Dates of activity

02/03/2017 - 02/03/2017

Bikeability training

Our story

Children in Year 4 took part in Level 1 bike training over two days.

Dates of activity

23/02/2017 - 24/02/2017

Number of participants

22

Be bright be seen!

Our story

Be bright be seen!

Dates of activity

02/02/2017 - 02/02/2017

The children in Key Stage 1 were given high visibility reflective labels to attach to their coats or book bags so they will be seen in the dark when walking to or from school.

Number of participants

90

Local authority funding

Our story

We have applied for a grant from the school travel plan Coordinator for buying the cover for the nursery playground it will allow all children in EYFS and Key Stage 1 to use the bikes, scooters and balance bikes all year round. We would like to buy balance bikes for children in Key Stage 1 so they can develop their gross motor skills and learn for a young age how to ride a bike. These will lead children to become more confident in riding their bikes or scooters to school which will lead to less parents driving. This will lead to less congestion and less disruption to the local residence. In addition to will lead to the children leading a healthier life style. This is another reason why we would like to buy helmets for children in Key Stage 2 so they are safe when they ride to and from school. Again this will develop their confidence and independence in travelling.

Dates of activity

28/01/2017 - 28/01/2017

Number of participants

1

Bikeability training

Our story

On Monday 23rd and Tuesday 24th January, some Year 4 children took part in Level 1 Bikeability. The children learnt about how to develop their confidence and their safety on their bikes. They did this by learning how to control, manoeuvre and signal whilst riding a bicycle.

Dates of activity

23/01/2017 - 24/01/2017

Number of participants

30

Walking Bears

Our story

In nursery the children took 'Walk to School Bear' home and completed a worksheet where they drew a map or listed or stuck something on, or took a photo that showed what they saw on their your walk to school.

Dates of activity

09/01/2017 - 26/01/2017

Number of participants

45

Year 2 web page

Our story

This morning Christine Tame, Road Safety Consultant for Barnet, took us for a walk and pointed out all the dangers to look out for when crossing a road safely. The main things we were learnt were:

The different types of crossings

To look for changes in the kerb

Not just to look left and right, but to LOOK EVERYWHERE, LISTEN and

Dates of activity

15/12/2016 - 15/12/2016

Number of participants

60

THINK.

Road Safety

Our story

This morning Christine Tame, Road Safety Consultant for Barnet, took year 2s for a walk and pointed out all the dangers to look out for when crossing a road safely. The main things they were learnt were:

The different types of crossings

To look for changes in the kerb

Not just to look left and right, but to LOOK EVERYWHERE, LISTEN and THINK.

Dates of activity

15/12/2016 - 15/12/2016

Number of participants

60

Year 6 Healthy Eating/ Lifestyles

Our story

During our PHSE lesson we talked about how it is healthy for us to walk more. This led on to talking about how there would be less traffic around school if more of the older children walked.

Dates of activity

14/12/2016 - 15/12/2016

Number of participants

59

Year 6 Healthy Eating/ Lifestyles

Our story

During our PHSE lesson we talked about how it is healthy for us to walk more. This led on to talking about how there would be less traffic around school if more of the older children walked.

Dates of activity

14/12/2016 - 15/12/2016

Number of participants

59

Other active travel competition

Our story

Each child in Key Stage 2 designed a leaf to show the many different ways the children travel to school each day. The children spent a long time creating their own leaves, coming up with some wonderful ways to show the different modes of coming to school. The JTA's then picked the top three best designed leaves, and they gave the winners prizes.

Dates of activity

12/12/2016 - 12/12/2016

Number of participants

270

School travel noticeboard

Our story

We have a whole school noticeboard, which displays information about school travel plan events that will be happening and events that have taken place. It also displays the leaves from a KS2 competition to promote different

Dates of activity

01/11/2016 - 15/11/2016

Number of participants

MIGRATED STORY: Walking, Cycling and Road Safety

Our story

Cycle training for pupils (E.g. Bikeability)

Dates of activity

17/10/2016

This story was migrated from the old STARS system. If you need more information on this story, contact your STARS online contact, quoting I-82159

Bikeability training

Our story

The children in years 5 and 6 learnt how to ride their bikes safely on the road. They started from Level 1 and most moved up to level 2.

Dates of activity

17/10/2016 - 21/10/2016

Number of participants

24

Junior Travel Ambassador (JTA) Scheme

Our story

We have 7 children from years 4-6 who are JTAs. They help to promote different ways to travel to school and launched a competition to help children of other ways of getting to school.

Dates of activity

12/10/2016 - 06/12/2017

Number of participants

7

Green Friday

Our story

For three Fridays in October the children were asked how they came to school that day. If they walked or scooted they got 3 points, if they got the bus they got 2 and if they parked and strode they got 1. The children were encouraged to walk to school on these days to get more points for their class. At the end of the three weeks the points were added and awards were given out to the best classes in EFYS, KS1 and KS2.

Dates of activity

07/10/2016 - 21/10/2016

Number of participants

400

